



Hi-Lift® X-TREME



WHEN THE NEED IS X-TREME

Introducing the NEW **Hi-Lift®** Jack. **X-TREME**

The Hi-Lift® X-TREME is for the serious Hi-Lift® user, offering the “top of the line” all-cast version (48” or 60” sizes) with special features that include, charcoal metallic powder-coat finish, gold zinc-coated hardware and handle, and a special top winch-clamp-spreader attachment.

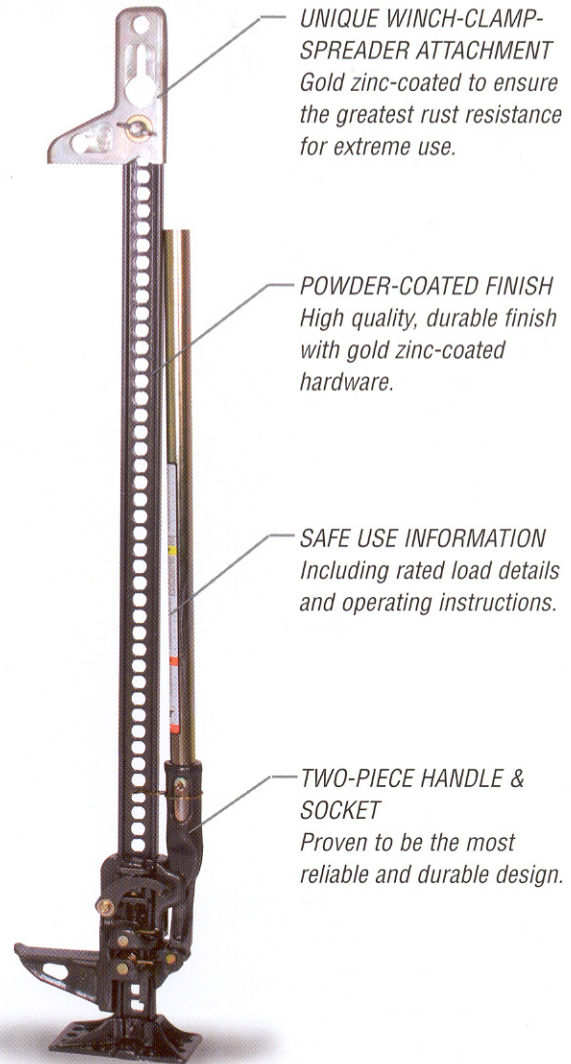
Charcoal Metallic Powder-Coat Finish—provides a truly unique look that separates it from the standard Hi-Lift®.

Gold Zinc-Coat Hardware—all the hardware, the unique winch-clamp-spreader attachment, and the handle are gold zinc-coated to ensure the greatest rust resistance for extreme use.

Unique Winch-Clamp-Spreader Attachment—replaces top clamp-clevis of standard Hi-Lift®

- Winch, clamp, or spread up to 5,000 lbs.
- One position for all winching, clamping, and spreading positions.

Size	XT-485		XT-605	
	48"	122 cm	60"	152 cm
Min. Lift Height	4.5"	11.43 cm	4.5"	11.43 cm
Max. Lift Height	38.63"	98.12 cm	48.75"	126.37 cm
Overall Height	50.75"	128.91 cm	61.75"	156.85 cm
Width	5"	12.7 cm	5"	12.7 cm
Depth	9.63"	24.46 cm	9.63"	24.46 cm
Rated Load (RL)	4660 lbs	2113 kg	4660 lbs	2113 kg
RL on upper 12"/30.5 cm	-	-	2660 lbs	1206 kg
Tested Load (TL)	7000 lbs	3175 kg	7000 lbs	3175 kg
TL on upper 12"/30.5 cm	-	-	4000 lbs	1814 kg
Winching cap.	5000 lbs	2268 kg	5000 lbs	2268 kg
Clamping cap.	5000 lbs	2268 kg	5000 lbs	2268 kg
Weight	30.96 lbs	14.04 kg	34.11 lbs	15.47 kg



UNIQUE WINCH-CLAMP-SPREADER ATTACHMENT
Gold zinc-coated to ensure the greatest rust resistance for extreme use.

POWDER-COATED FINISH
High quality, durable finish with gold zinc-coated hardware.

SAFE USE INFORMATION
Including rated load details and operating instructions.

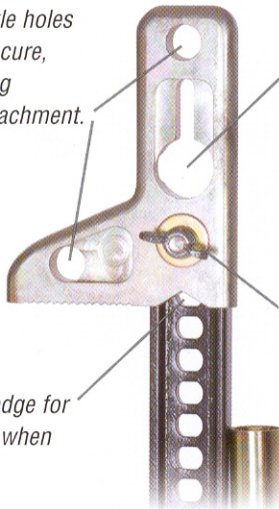
TWO-PIECE HANDLE & SOCKET
Proven to be the most reliable and durable design.

7/8" shackle holes for easy/secure, non-binding shackle attachment.

3/8" chain slot for easy/secure winching and quick slack adjustment. No hook required.

Attachable at any point on the Hi-Lift® "I" beam. Quick-tightening wing nut.

Cut-out wedge for "gripping" when spreading.



Distinctive Hi-Lift® labeling with new logo.

Quick-release pin for easy removal of footpiece.